

## The Hardness Behaviour of TIG Welded Al6061 Alloy Using Statistical Tool

P. K. Jayashree\*, Sh. Raviraj, S. S. Sharma and G. Shankar

\* jayashree.pk@manipal.edu

Received: December 2017 Accepted: March 2018

Department of Mechanical and Manufacturing Engineering, Manipal Institute of Technology, Manipal Academy of Higher Education, Manipal Karnataka State, India.

DOI: 10.22068/ijmse.15.2.88

**Abstract:** Correlation between weldability and improvement in properties is a key issue in materials science research. The objective of this work is to optimize the process parameters viz., aging temperature, aging time, solutionizing time, to enhance the hardness of Al6061 alloy. Hence, the present paper deals with hardness study of Tungsten Inert Gas welded 6061 aluminium alloy after age hardening under three different aging temperatures, aging time and solutionizing time using Taguchi's  $L_9$  Orthogonal array. Finally, a second order model has been generated for hardness using Response Surface Methodology with 20 runs for full design. The predicted and experimental results are in good agreement.

**Keywords:** 6061 Aluminium Alloy, Tungsten Inert Gas Welding, Taguchi's Design of Experiments, Hardness, Response Surface Methodology.

### 1. INTRODUCTION

Aluminum- magnesium-silicon alloys (Al-Mg-Si; also denoted as 6xxx series), are medium strength, heat treatable alloys with good formability and corrosion resistance. The 6061 aluminium alloy has been studied extensively because of their technological importance and further increase in strength obtained by precipitation hardening. Precipitation hardening method is used to improve mechanical properties of material which includes alloys of aluminium, magnesium, nickel copper, titanium, and some stainless steels [1,2]. From decades 6061 Aluminium alloy has been extensively used in automobile and aerospace applications due to its high strength, excellent weldability and resistance to corrosion. Due to reduction in strength at heat affected zone (HAZ) they do not exhibit clear endurance limit [3]. Square-butt joints were fabricated in a single-pass welding without filler. The microstructures of the as-welded joints showed appreciable changes in the grain size of the aged joints. When the temperature was changed greatly, as in the welding process, the precipitation kinetics modified significantly and this had a great impact on the mechanical behavior of the welded joints. The hardness values of fusion zone (FZ) and heat

affected zone was higher in the artificially aged welded joints than those of the as-welded joints because of the creation of hardened precipitates during aging treatment. The artificial aging was found to be valuable to augment the tensile strength of the TIG welded joints. Uniform distribution of precipitates resulted by the aging treatment, enhances the resistance to depression during the action of tensile loading. The fracture surfaces of the base metal and TIG welded joints reveals the type failure and the UTS values of artificially aged joints was found to be higher when compared with the values of as-welded joints [4]. Joints were fabricated by variable polarity tungsten inert gas (VPTIG) welding process on AA2219 aluminium alloy and the effects of post welded heat treatment (PWHT) on the tensile properties, microstructure and fatigue behavior of the welded joints was investigated. The VPTIG welding was carried out using the filler ER2325. The welded samples were divided into as-weld and post weld heat treatment. For AW joints the tensile and fatigue tests were performed immediately after welding process and for PWHT joints, heat treatment was conducted before the latter tests [5]. Taguchi method was found to have a systematic application of design and analysis of experiments which has become a powerful tool for aiding in

production of high quality products at low cost [6]. Mathematical modelling of processes with the principle of design of experiments has evidenced to be an efficient procedure for carrying out minimum number of experiments leading to saving time and cost [7,8].

Present work focusses with hardness study of TIG welded 6061 aluminium alloy after age hardening under three different aging temperatures, aging time and solutionizing time using Taguchi's L<sub>9</sub> Orthogonal array. Finally, a second order model has been generated for hardness using Response Surface Methodology with 20 runs for full design. The objective of this paper is to highlight the correlation between weldability and improvement in properties and optimization of the process in order to understand their relationship using statistical tool. The study reveals that the predicted and experimental results obtained for the improvement in hardness by age hardening of TIG welded 6061 Aluminium alloy are in good agreement.

## 2. EXPERIMENTAL PROCEDURE

The TIG welded 6061 aluminium alloy specimen of 6mm thickness and 300mm X 75mm area on a V-groove of angle 65° (Fig. 1) having hardness of 84 BHN on weldment has been used in this experimentation. The weld shows excellent fusion at the joints without cracks or burrs. Fig. 2 shows the SEM image of 6061 Aluminium alloy. The image shows equi-axial fine grains without porosity or micro cracks. Table 1 shows the chemical composition of 6061 Al alloy. The weldment is then age hardened for three different aging temperatures aging time and solutionizing time using levels selected by Taguchi's L<sub>9</sub> orthogonal array (Table 2). Finally, a second order model has been generated using levels selected by response surface methodology which is an experimental design [7, 8] based on the factors and their levels (Table 3).

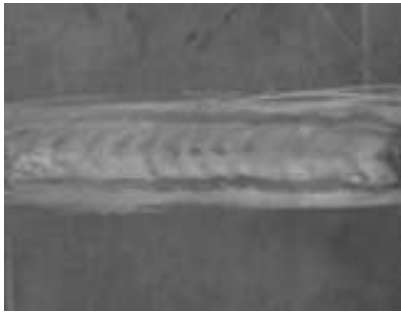


Fig. 1. Pictorial View of TIG Welded Specimen




Fig. 2. SEM image of 6061 Aluminium alloy

Table 1. Nominal Chemical Composition of 6061Al alloy

Element	Cu	Mg	Si	Cr	Al
Wt.%	0.25	1.0	0.6	0.25	Balance

Table 2. Levels and Factors (Taguchi's Methodology)

Levels	Aging temperature (° C)	Aging time (h)	Solutionizing time (h)
1	100	5	1
2	150	8	2
3	200	11	3

**Table 3.** Levels and Factors (Response Surface Methodology)

Levels	Aging temperature (° C)	Aging time(h)	Solutionizing time(h)
1	100	5	1
2	200	11	3

### 3. DESIGN OF EXPERIMENTS

In order to carry out the optimization design of experiments (DOE) is used widely in a variety of situations. Some variations are made to one or other process variables in the experiment in order to observe the consequence of those changes have on the response variables. It is an effective method for planning experiments so that the data achieved can be considered to produce valid and objective conclusions. DOE allows manipulation of multiple input factors determining their effect on a desired response. The analysis is made using the design of experiment applications with MINITAB software. The possible interactions between the control factors is considered prior to attempting to use the model as a predictor for the measure of performance. To know the influence of several factors, their interactions, relative significance and to determine the experimental deviation, it is desirable to develop analysis of variance (ANOVA) or analysis of means (ANOM) table.

#### 3. 1. Taguchi's Method

Taguchi techniques is being used extensively in manufacturing design [9]. Taguchi techniques uses parameter design, an engineering technique for product or process design which emphasizes on determining the parameter settings generating the best levels of performance characteristic with a minimum variation. It provides a dominant method for process design that operate steadily and optimally over a variety of circumstances. Determination of the optimum design results in the use of strategically planned research which discovers the process to numerous stages of design parameters [10].

#### 3. 2. Response Surface Methodology

The Response Surface Methodology (RSM) is a technique used with an aim of calculating and optimizing the output variables that are influenced by several factors. In the present paper, the Central Composite Design (CCD) of RSM is used for creating the experimental association amongst the input hardness factors and the output variables of 6061 aluminium alloy.

### 4. RESULTS AND DISCUSSION

Presently, many investigations are on to determine the usage of 6061 aluminium alloy. It has become a potential material for aerospace and automotive applications. However, welding of 6061 aluminium alloy poses some challenges. Hence results and discussion deal with weldment study such as hardness for three different aging temperatures aging time and solutionizing time with Taguchi's L<sub>9</sub> Orthogonal array (as shown in Table 4). Response Surface Methodology is generated using a second order model (as shown in Table 7).

**Table 4.** Experimental design matrix L9 Orthogonal array

Aging temperature (° C)	Aging time (h)	Solutionizing time (h)	Hardness (BHN)
100	5	1	97.34
100	8	2	101.62
100	11	3	104.55
150	5	2	94.66
150	8	3	97.33
150	11	1	94.83
200	5	3	94.34
200	8	1	93.29
200	11	2	89.54

#### 4. 1. Taguchi's Design of Experiments

Hardness behaviour of TIG welded 6061 aluminium alloy under different aging conditions has been identified for different aging temperature, aging time and solutionizing time using  $L_9$  orthogonal array to obtain optimum condition for hardness (as shown in Table 4).

The graph (as shown in Fig. 3) clearly shows that the optimum solutionizing time is 3h. Aging time is more significant thus more desirable. Solutionizing at 1h and 2h, hardness is less

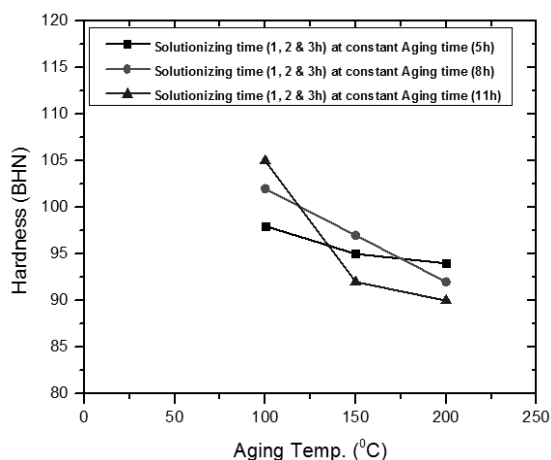




Fig. 3. Variation of Hardness with aging temperature for different aging time and solutionizing time.

during aging at different temperatures which may be due to partial phase change of the two phase room structure into single high temperature phase [11-13]. Fig. 4(a) and (b) show the Optical images of 6061 aluminium alloy welded (as weld) and age hardened at 100°C aging temperature, 8h aging time and 3h solutionizing time (optimized). Confirmation test is carried out to check the hardness and the result was positive showing increase in hardness than all the other combinations shown in table 4. The optical image showed very fine grains without voids or cracks. Aging at high temperatures shows decrease in the peak hardness values. But peak hardness values are attained in shorter duration compared to lower aging temperature [8]. The main effects plot (ANOVA and ANOM) Figs. 5 and 6 for hardness indicates the selection of aging temperature of 100°C, aging time of 8 h and solutionizing time of 3 h result in best combination to get more hardness value for TIG welded 6061 aluminium alloy. Age hardening at different temperature leads to change in the hardness values[

The table for analysis of variance is developed to analyse the order of significant factors as well as of interactions for a significance level of  $\alpha = 0.05$ , i.e. for a confidence level of 95%. The level of significance for each cause is shown in table 5 with the actual P values. The measure of performance is considered to have a statistically



(a) As-weld (before optimizing)



(b) Age hardened at 100° C, 8h aging time and 3h solutionizing time(optimized).

Fig. 4. Optical image of 6061 Aluminium alloy

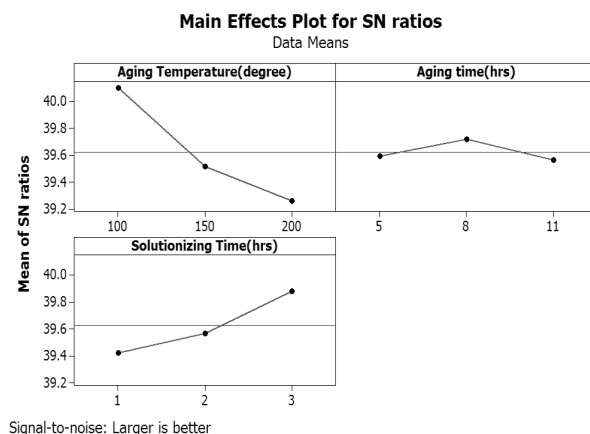


Fig. 5. Mean S/N graph for Hardness (BHN)

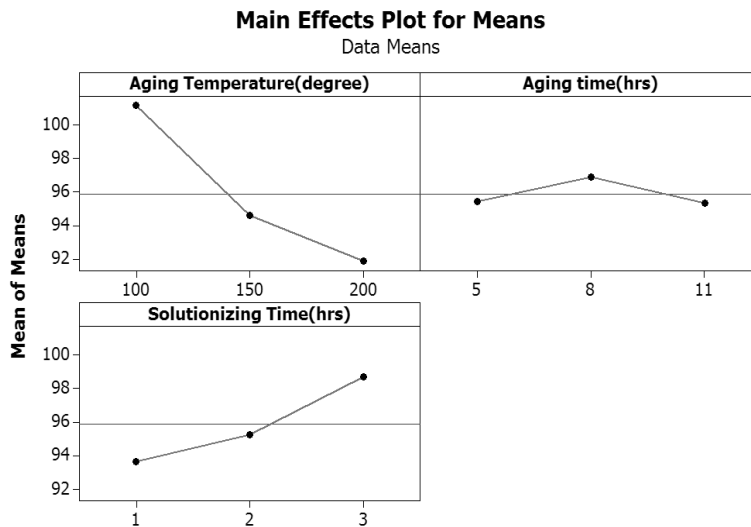


Fig. 6. Mean of means for Hardness (BHN)

substantial impact for a cause with a P-value less than 0.05. The percent influence of each source to the total deviance representing the amount of

influence on the outcome is also shown in the table 5.

It is observed that the percentage contribution

Table 5. Analysis of variance for S/N ratio

Source	DF	Seq SS	Adj SS	Adj MS	F	P	P (%)
Aging Temperature (°C)	2	1.104	1.104	0.5523	19.35	0.049	77.7
Aging Time(h)	2	0.039	0.039	0.0199	0.70	0.589	2.30
Solutionizing Time (h)	2	0.329	0.329	0.1646	5.77	0.148	20.0
Residual Error	2	0.057	0.057	0.0285			
<b>Total</b>	<b>8</b>	<b>1.530</b>					

**Table 6.** Response table for Signal to Noise ratios: Larger is better

Level	Aging temperature (°C)	Aging time (h)	Solutionizing time (h)
1	40.10	39.59	39.42
2	39.52	39.72	39.57
3	39.26	39.56	39.88
Delta	0.83	0.15	0.46
Rank	1	3	2

**Table 7.** Response table for Means: Larger is better

Level	Aging temperature (°C)	Aging time (h)	Solutionizing time (h)
1	101.17	95.45	93.62
2	94.61	96.88	95.27
3	91.85	95.31	98.74
Delta	9.32	1.57	5.12
Rank	1	3	2

(P %) of Aging Temperature has the maximum influence of about 77.70% in the enhancement of hardness. It can be seen that Aging Time (P=2.30%), and solutionizing time (P=20%) present a statistical significance, and percentage of physical significance of influence to the hardness. Table 6 and Table 7 show the Response table for Signal to Noise ratios and means using 2-way ANOVA model.

**4. 2. Second Order Model for Hardness Behavior of Age Hardened 6061 Aluminium Alloy Response Surface Methodology**

In response surface methodology, 20 arrays of experiments are dealt with using the standard ordering and are carried out according to experimental design matrix as shown in Table 8. A second-order model has been established for hardness using response surface methodology. The second order response surface representing the hardness parameters such as (A-degree), (B-h), and (C-h). The relationship between the output variable ‘y’ and the hardness parameters (A, B, and C) is expressed in the form of a second degree linear polynomial regression equation [12].

$$y = \beta_0 + \beta_1A + \beta_2B + \beta_3C + \beta_4A^2 + \beta_5B^2 + \beta_6C^2 + \beta_7AB + \beta_8AC + \beta_9BC + \varepsilon \tag{1}$$

where,  $\beta_0, \beta_1, \beta_2, \beta_9$  are the regressor coefficients and  $\varepsilon$  is the random error [15]. The relationship between the hardness and age hardening parameters obtained has been expressed as follows:

$$Hardness (BHN) = 79.4809 - 0.0223321A + 7.78075B - 5.54818C + 0.000301818A^2 - 0.294495B^2 + 1.38455C^2 - 0.0200167AB - 1.40800 \times 10^{-17} BC - 2.7059 \times 10^{-16} AC \tag{2}$$

Table 9 shows the result of ANOVA for measured hardness. The study is carried out for a level of significance of 5%. Since the calculated F value is greater than the F-table value ( $F_{0.05, 9, 10}=3.02$ ), the developed second order response function is agreeable.

Fig. 7 shows the Contour and Surface Plot for Hardness (BHN) V/s Aging Temperature (degree) and Aging Time (h).

In brief, lower temperature of aging and longer duration results in higher peak hardness value.



experimental outcomes of hardness are in decent agreement with the predicted outcomes of hardness.

## 6. CONCLUSIONS

Results of the present research work concludes as follows

1. The main effects plot (ANOVA and ANOM) for hardness indicates the selection of aging temperature (100°C), Aging time (8h) and solutionizing time of (3h) result the best combination to get more hardness value for TIG welded 6061 aluminium alloy.
2. Percentage influence (P %) of the different factors for hardness shows that aging temperature has the highest contribution of about 77.70%. Hence aging temperature is one essential factor to be considered. It is noticed that aging time (P=2.30%), and solutionizing time (P=20%) has a statistical significance, and the percentage of physical significance of influence to the hardness.
3. A second-order response surface model for the hardness was established from the experimental data. The anticipated and measured values found to be fairly close by, which specifies that the developed model can be effectively used to estimate the hardness of TIG welded 6061 aluminium alloy with 95% confidence levels. Remarkable savings in cost and time can be obtained making use of such model.
4. Validation tests prove that the results of hardness obtained through RSM are adequate with more than 95% confidence level.
5. The result achieved shows that by means of an appropriate selection of age hardening parameters, it is possible to achieve a better understanding of TIG welded 6061 aluminium alloy.

## REFERENCES

1. Shankar, G., Kini, A. U., Sharma, S. S. and Prabhu, P. R., "Influence of aging temperature and aging time on the mechanical property and

- microstructure during precipitation hardening of Al6061 alloy". I. J. Appl. Engg Rsh., 2015, 10(78), 25-31.
2. Babakoochi A., Mohammadi H. and Habibolla zade A., "Evaluation of precipitation hardening heat treatment of PH 17-7 stainless steel spring". I. J. Matls. Sci. Engg., 2016, 13(2), 20-28.
3. Stegner, D.A.J., Wu, S.M. and Braton, N.R., Prediction of heat input for welding. Welding J., 1967, 46(3), 120-125.
4. Peng, D., Shen, J., Tang, Q., Wu, C. P. and Zhou, Y. B., "Effects of aging treatment and heat input on the microstructures and mechanical properties of TIG-welded 6061-T6 alloy joints". I. J. of Mnrls, Metall., Matls., 2013, 20(3), 259-265.
5. Ding, J.K., Wang, D. P., Ying, W. A., and Hui, D. U., "Effect of post weld heat treatment on properties of variable polarity TIG welded AA2219 aluminium alloy joints. Trans. Nonferr". M.Soc. China. 2014, 24(5), 1307-1316.
6. Yang, W. P., and Tarng, Y. S., "Design optimization of cutting parameters for turning operations based on the Taguchi method". J. Matls Proc. Tech., 1998, 84(1), 122-129.
7. Shetty, R., Pai, R. B., Rao, S. S. and Kamath, V., "Machinability study on discontinuously reinforced aluminium composites (DRACs) using response surface methodology and Taguchi's design of experiments under dry cutting condition". I. J. Sci. Tech., 2008, 2(1), 227-239.
8. Shankar, G., Sharma, S. S., Kini, A. U., Shivaprakash, Y. M. and Gurusurthy, B. M., "Influence of artificial aging on the stir cast Al6061-SiC metal matrix composites under different aging conditions". I. J Tech., 2016, 7(6), 1000-1008.
9. Shetty, R., Pai, R., Kamath, V., and Rao, S. S., "Study on surface roughness minimization in turning of DRACs using surface roughness methodology and Taguchi under pressured steam jet approach". ARPN J. Engg. Appl. Sci., 2008, 3(1), 59-67.
10. Montgomery, D. C., "Design and analysis of experiments", John Wiley & Sons., 2005, 197-201.



11. Mahadevan, K., Raghukandan, K., Senthilvelan, T., Pai, B. C. and Pillai, U. T. S., "Investigation on the influence of heat-treatment parameters on the hardness of AA6061-SiCp composite". *J. Matls. ProcTec.*, 2006, 171(2), 314-318.
12. Tavighi, K., Emamy, M., Emamy A. R, "Effects of Cu and solution heat treatment on the microstructure and hardness of In-Situ Aluminium matrix composite containing Al4SR phase". *Ir. J. Mat. Sci. Engg.*, 2014, 11(4), 48-54.
13. Nikoogoftar, N., Razavi, S. H. and Ghanbari, M., "Effect of short heat treatment routes on the tribological properties of Ti-6Al-4 alloy". *Ir. J. Mat. Sci. Engg.*, 2017, 14(3), 21-33.